



echarge

A DIVISION OF PDC

ELECTRIC VEHICLE CHARGING SOLUTIONS

www.echarge.co.nz





Echarge is a division of PDC providing premium quality electric vehicle (EV) charging solutions:

- Wall mounted chargers
- Charging leads
- Free standing charging columns

PDC is proud to introduce Echarge to support and encourage the use of electric vehicles in New Zealand. Echarge is committed to making electric vehicle charging safe, convenient and environmentally friendly, with a focus on user experience.



ECHARGE PRODUCT RANGE



Amtron Wall Mounted
Chargers



Charging Columns



Charging Leads

AMTRON WALL MOUNTED CHARGERS



AMTRON WALL MOUNTED CHARGERS

FEATURES

- A new level of operating convenience, specification and safety at your home or business
- Ideal for use in garages, company car parks and other private and semi-public areas
- Easy cable suspension
- LED operating status display
- Push button, key operated or RFID operation
- Outstanding functionality
- The Premium product range supports the Mennekes charge app that can be used with your smart phone or tablet
- Type 1 or Type 2 charging connection
- Supplied with or without the charging lead
- Charging power up to 22 kW
- Complies with IEC61851-1:2011



AMTRON WALL MOUNTED CHARGERS

ADDITIONAL FEATURES



Energy Meter

Read energy consumption directly on your home charging station.

The operating status of the wallbox is displayed via intuitive LED icons.



MENNEKES Charge APP

With the Premium Chargers your smartphone or tablet can control your home charging station and provide a complete overview.



Key Switch

Use key switch to set continuous or single sessions and shut off.



RFID Cards

Up to 100 users can share access to one or multiple home charging stations via individual RFID cards.

The charge cards are read in directly on the device and the list of users can be conveniently managed via the MENNEKES Charge APP.

MENNEKES APP

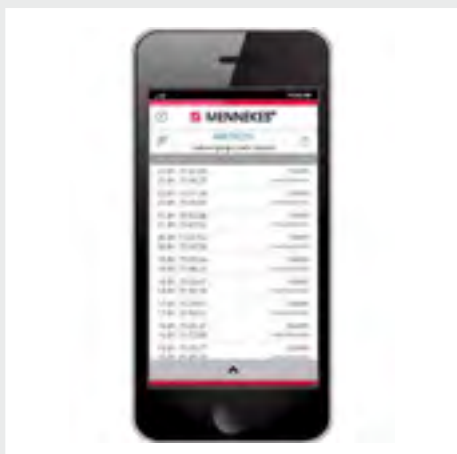
NEW GENERATION CONVENIENCE



1. Download the App



2. Find out the vehicle charging state



3. Get the information about overall power consumption



4. Integrate the charging unit in your home network either with cable (Ethernet) or wireless (Wifi)

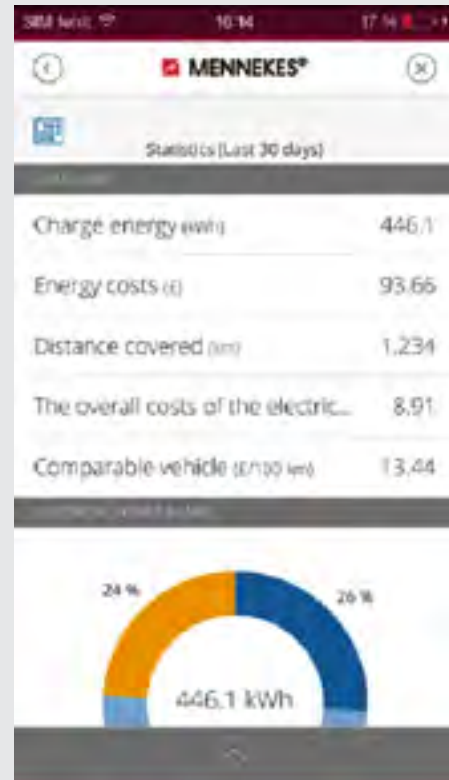
MENNEKES APP



OVERVIEW

Get information on the status of your charging station directly on your smartphone or your tablet.

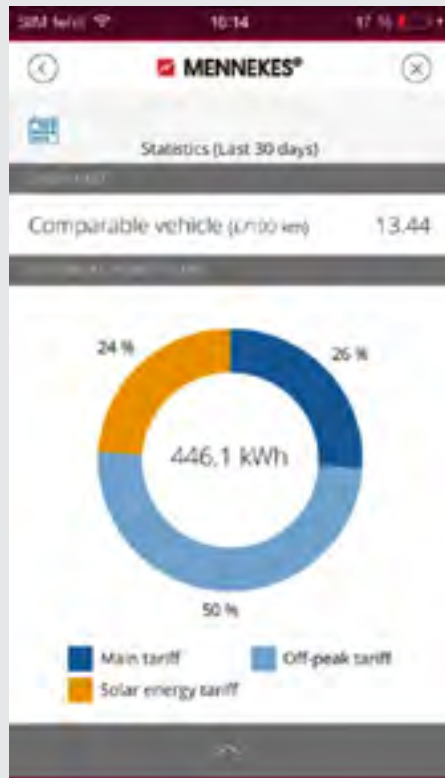
Start, pause and stop the charging process remotely via the APP.



STATISTICS

Find out the statistics for the energy consumed, costs, distance travelled and mileage.

MENNEKES APP



VEHICLE DATA

Enter your vehicle specific data, monthly fixed expenses and mileage.

Even external charger tariffs can be added to ensure that you have a complete overview of your running costs at all times.

RFID overview

Search

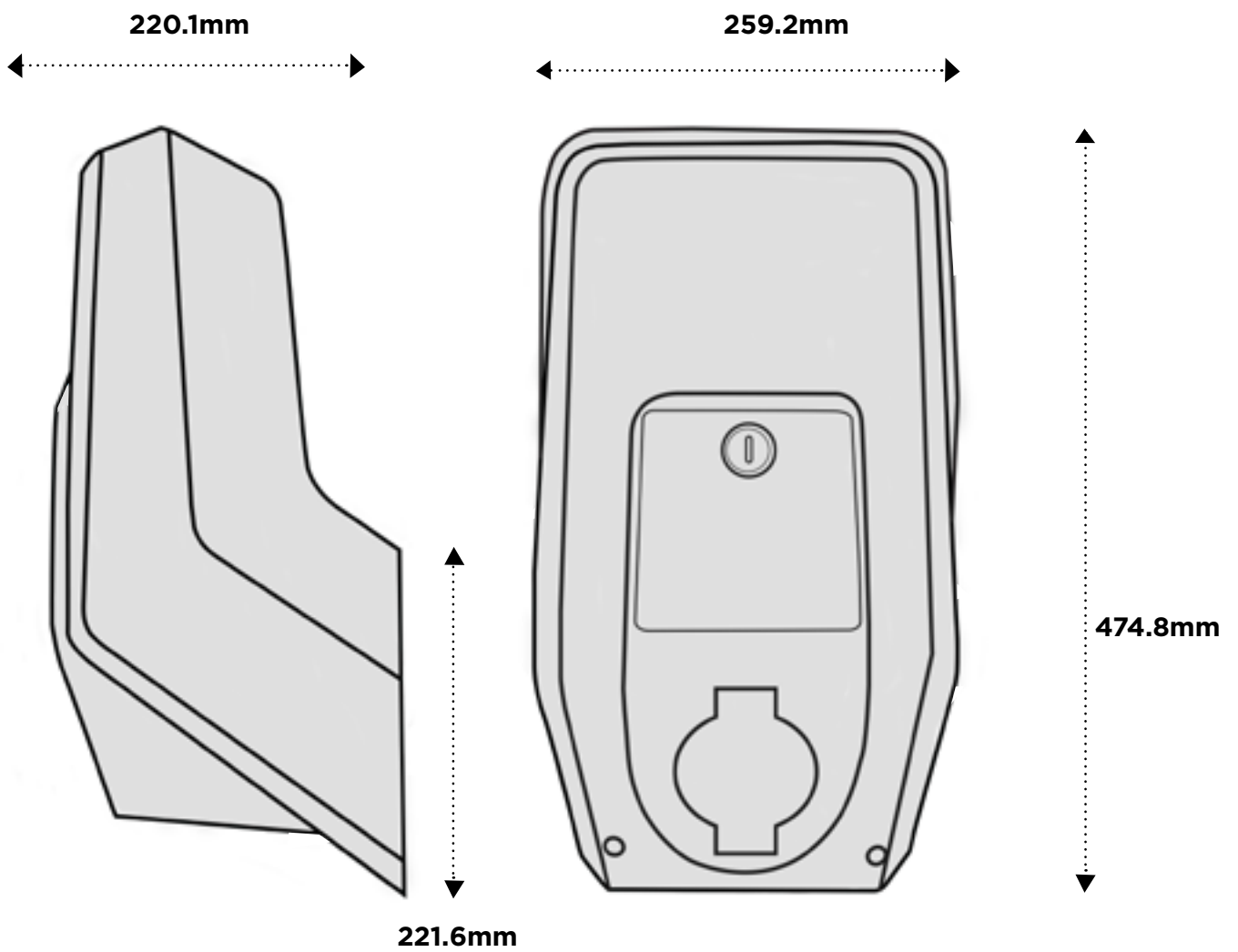
ID	Name	RFID
Master 1	Mastercard 1	RFID 04820BACD9F50
Master 2	Mastercard 2	RFID 04820BACD9F51
3	User 1	RFID 033C0BACD9F52
4	User 2	RFID 04820BACD9F54
5	User 3	RFID 04820BACD9F55
6	User 4	RFID 033B0BACD9F56
7	User 5	RFID 02580BACD9F57
8	User 6	RFID 04820BACD9F58
9	User 7	RFID 04820BACD9F59

PROTECTED ACCESS

Limit charger access by start and stop function which is secured via a PIN code.

Manage a list of RFID charge cards to control access.




AMTRON DIMENSIONS




PRODUCT DESCRIPTION AND SPECIFICATION

START	STANDARD	PREMIUM
Ideal for private single charger applications.	Key control for semi public charging where authorised access is required.	RFID access for public and semi public areas, multiple charging sites and areas where load management is required.



START

Code	Reference	Image	Description	Power Supply	kW Rating	Control
1350100	Start E 3,7 C1		3.7kW, Type 1 Plug, with 7.5m Cable	1ph 16A	3.7kW	Stop Button LED Status
1350200	Start E 3,7 C2		3.7kW, Type 2 Plug, with 7.5m Cable	1ph 16A	3.7kW	Stop Button LED Status
1350401	Start E 11 T2		11kW, Type 2 Outlet	3ph 16A or 1ph 16A	11kW 3.7kW	Stop Button LED Status

STANDARD

Code	Reference	Image	Description	Power Supply	kW Rating	Control
1358401	Standard E 11/22 T2		11kW or 22kW, Key Switch, Type 2 Outlet	3ph 16/32A or 1ph 16A	11kW or 22kW 3.7kW	Key Switch Reset Button LED Status

PREMIUM

Code	Reference	Image	Description	Power Supply	kW Rating	Control
1355252	Premium E 22 C2		22kW, Type 2 Plug with 7.5m Cable, Energy Meter, Wifi, App, RFID Access	3ph 32A	22kW	Energy Meter Wifi Access RFID Access Charge App
1355451	Premium E 11/22		11kW to 22kW, T2, Energy Meter, Wifi, App, RFID	3ph 16/32A or 1ph 16A	11kW or 22kW 3.7kW	Energy Meter Wifi Access RFID Access Charge App

NOTE: All Amtron chargers are required to be protected by a RCCB suitable for use with EV Charging.

ACCESSORIES FOR WALL CHARGER

ACCESSORIES




Code	Reference	Image	Description	Dimensions
18555	Protective Cover for Wall Mounting Amtrons Material- Stainless Steel		Added Mechanical Protection when Wall Mounting Amtron Charging Units	
18558	Stainless Steel Column		Stainless Column for single Amtron Chargers	1330 High x 400 Wide x 220 Deep
18566	Stainless Steel Column for two Charging Units		Stainless Column for two Amtron Chargers	1330 High x 400 Wide x 220 Deep
18559	Protective Cover for Column mounting Amtrons Material- Stainless Steel		Added Mechanical Protection when mounting Amtron Charging Units on a Column	
30712	Amtron RFID Tags		Pack Size 10 pieces	

CHARGING LEADS



Features

- Safe operation and high level of reliability
- Suitable for single-phase and three-phase charging
- Allows charging currents from 16A up to 63A
- Complies with IEC62196-1 and IEC 62196-2: 2016
- Crimped and welded contacts ensuring positive contacts under all conditions
- One piece plug without any screws to vibrate apart
- Internal temperature monitoring to ensure no overheating
- Filled plugs for a watertight construction



Charging Capabilities

	230V	400V
16A	3.7kW	11.kW
32A	7.4kW	22.kW
63A	14.5kW	43.5kW

CONNECTOR TYPES


Type 1

- Comes with standard older Japanese, Korean and few European cars
- Likely to be superseded in New Zealand by the Type 2 Plug and Connector in the near future
- The majority of second hand vehicle have Type 1 inlets though this is changing, will become less common in the future
- It is recommended that you check what Inlet Type your vehicle has before purchasing a charging station or lead



Type 2



- Recommended Plug and Socket type for Public and Semi Public spaces
- NZTA recommended Outlet for AC Chargers
- Industry norm for new Electric Vehicles in New Zealand Standard for the most European cars and a number of new Japanese cars
- Ideal for domestic Installs where the Car Inlet is unknown or likely to change
- Recommended Socket and Plug for future proofing your installation






NOTE: A charging Lead is available that converts from Type 2 to Type 1- Part number 36055

PRODUCT DESCRIPTION AND SPECIFICATION


Mode 2 Inline Chargers

Code	Reference	Image	Description	Power Supply	kW Rating	Control
35127	Charging Cable Mode 2, T1		16A Single Phase, CEE Plug, Type 1 Connector, 8m	1ph 16A	3.7kW	Inline Charger Adjustable Charging Current from 6A to 16A
35123	Charging Cable Mode 2, T2		16A Single Phase, CEE Plug, Type 2 Connector, 8m	1ph 16A	3.7kW	Inline Charger Adjustable Charging Current from 6A to 16A

Mode 3 Charging Cables

Code	Reference	Image	Description	Power Supply	kW Rating	Control
36055	Charging Cable Mode 3, T2/T1 20A/1ph		Charging Cable, Type 2 Plug to Type 1 Connector 5m	1ph 20A	4.6kW	
36212	Charging Cable Mode 3, T2/T2 32A/1ph		Charging Cable, Type 2 Plug to Type 2 Connector, 4m	1ph 32A	7.4kW	
36213	Charging Cable Mode 3, T2/T2 32A/3ph		Charging Cable, Type 2 Plug to Type 2 Connector, 4m	3ph 32A	22kW	

Domestic 16 A Charging Sockets

Code	Reference	Image	Description	Power Supply	kW Rating	Control
VCV3/6C	Charging Socket		16A Single Phase, CEE Switched Socket for domestic use.	1ph/16A	3.7kW	For use with Mode 2 Inline Chargers

CHARGING COLUMN

“Fill Up”
Where You Park

Intelligent Load
Management

Standardised
Type 2
Connection

Interlocked
Plug

Charging
up to
22kw

Enhanced
Safety



FEATURES

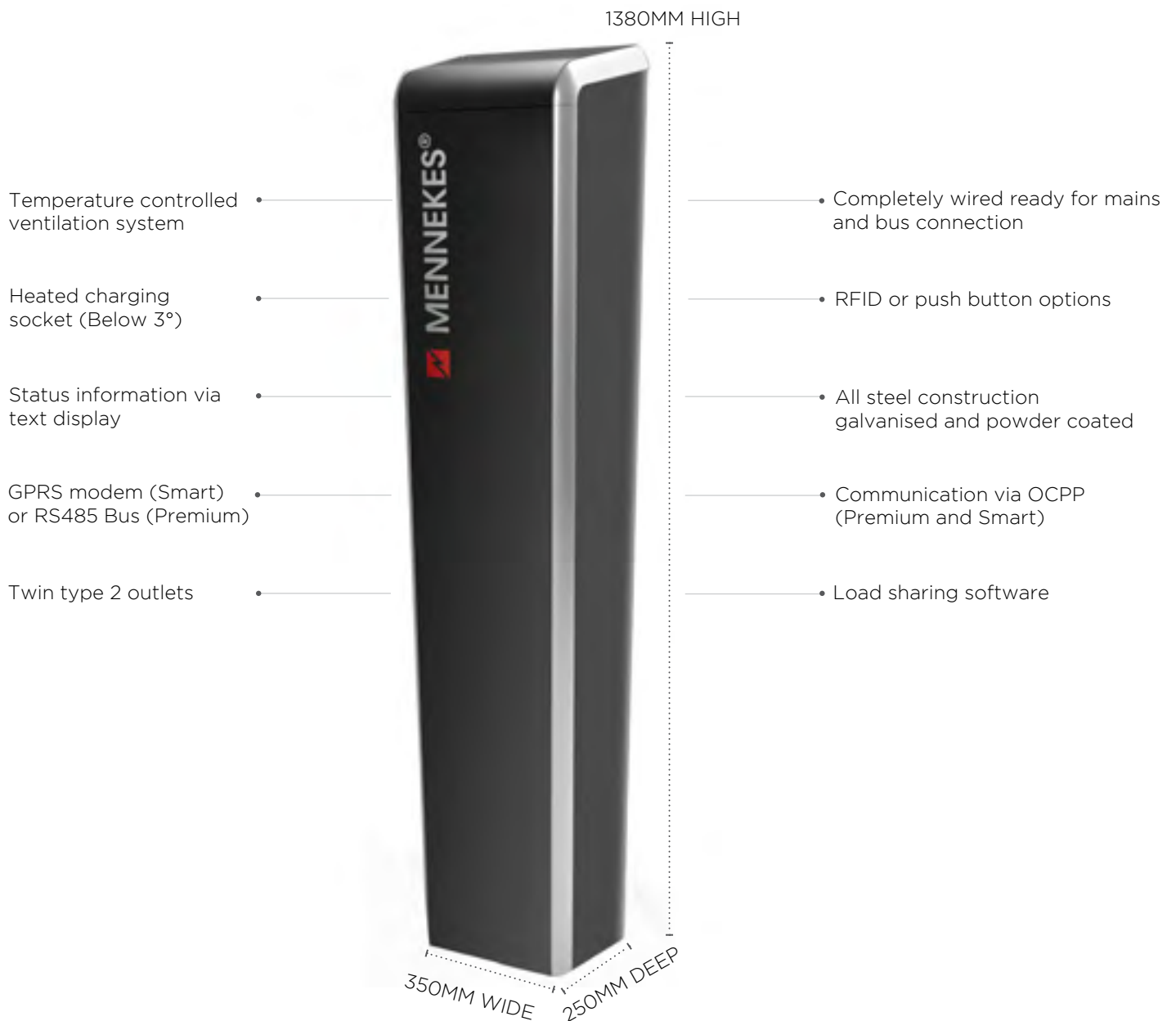
- This Charging column has won the eCarTec Award and the DesignPlus Award
- Each charging column has two Type 2 charging points
- It is combined with detailed, intelligent solutions with user-friendly handling
- Automatic load sharing function 22kW x1 or 11kW x2
- Intelligent load management on the Smart and Premium versions



- Solid Steel construction
- Vehicles are not overcharged due to CP communication box
- Attractive operating panel with integrated display, socket units and an RFID authorisation facility
- Communication via Industry Standard OCPP protocols

PRODUCT FEATURES


INTELLIGENT AND MANAGED INFRASTRUCTURE




COMPLIES WITH- IEC 61851

PRODUCT SPECIFICATION


BASIC

Code	Reference	Image	Description	Power Supply	kW Rating	Features
1311510	Charging Column Basic 22 T2		22kW, Type 2 Socket x2 Mode 3 Automatic Power Adjustment	3ph 32A or 1ph 32A	22kW x1 11kW x2	Push Button Key Lockable IP44 Fitted with Type B RCD

PREMIUM


Code	Reference	Image	Description	Power Supply	kW Rating	Features
1313610	Charging Column Smart 22 T2		22kW Type 2 Socket x2 Mode 3 RFID Automatic Power Adjustment Intelligent load management	3ph 32A	22kW x1 11 kW x2	RFID User Text Display Heated Charging Socket Network Connection IP44 Fitted with Type B RCD

SMART


Code	Reference	Image	Description	Power Supply	kW Rating	Features
1319610	Charging Column Smart 22 T2		22kW Type 2 Socket x2 Mode 3 RFID Automatic Power Adjustment Intelligent load management Built in GPRS (Modem) using OCPP (SIM card Required)	3ph 32A	22kW x1 or 11 kW x2	RFID User Text Display GPRS Modem/OCPP Heated Charging Socket IP44 Fitted with Type B RCD Network Connection

ACCESSORIES

E-MOBILITY GATEWAY

Code	Reference	Image	Description	Power Supply	Features
310551	Emobility Gateway Simultaneous locking		Network up to 16 Mennekes charging stations (Amtrons or Columns)	1ph 0.5A	Communicates with backend via LAN or GSM connection using OCPP 1.5 protocol. Connection to Mennekes Cloud

CHARGING STATION TEST BOX

Code	Reference	Image	Description	Power Supply	Features
320014	Testbox Twinlet Universal		T1 and T2 Inlets simulates charging process via external load	1ph 16A	Checks defective line rotating field phase failure under voltage PWM signal (via Oscilloscope)



A DIVISION OF PDC

AUCKLAND OFFICE

9 Levene Place,
Mount Wellington, Auckland 1060
New Zealand

P +64 9 526 7881

F +64 9 529 8742

E echarge@pdc.co.nz

CHRISTCHURCH OFFICE

388-396 Tuam Street,
Phillipstown, Christchurch 8011
New Zealand

P +64 3 335 0366

F +64 3 335 0980

E echarge@pdc.co.nz

www.echarge.co.nz