






PRODUCT DESCRIPTION AND SPECIFICATION


Mode 2 Inline Chargers

Code	Reference	Image	Description	Power Supply	kW Rating	Control
35127	Charging Cable Mode 2, T1		16A Single Phase, CEE Plug, Type 1 Connector, 8m	1ph 16A	3.7kW	Inline Charger Adjustable Charging Current from 6A to 16A
35123	Charging Cable Mode 2, T2		16A Single Phase, CEE Plug, Type 2 Connector, 8m	1ph 16A	3.7kW	Inline Charger Adjustable Charging Current from 6A to 16A

Mode 3 Charging Cables

Code	Reference	Image	Description	Power Supply	kW Rating	Control
36055	Charging Cable Mode 3, T2/T1 20A/1ph		Charging Cable, Type 2 Plug to Type 1 Connector 5m	1ph 20A	4.6kW	
36212	Charging Cable Mode 3, T2/T2 32A/1ph		Charging Cable, Type 2 Plug to Type 2 Connector, 4m	1ph 32A	7.4kW	
36213	Charging Cable Mode 3, T2/T2 32A/3ph		Charging Cable, Type 2 Plug to Type 2 Connector, 4m	3ph 32A	22kW	

Domestic 16 A Charging Sockets

Code	Reference	Image	Description	Power Supply	kW Rating	Control
VCV3/6C	Charging Socket		16A Single Phase, CEE Switched Socket for domestic use.	1ph/16A	3.7kW	For use with Mode 2 Inline Chargers